


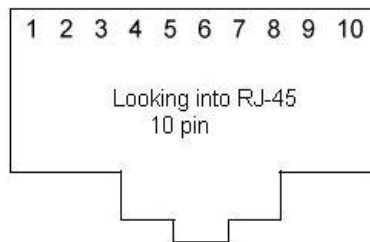
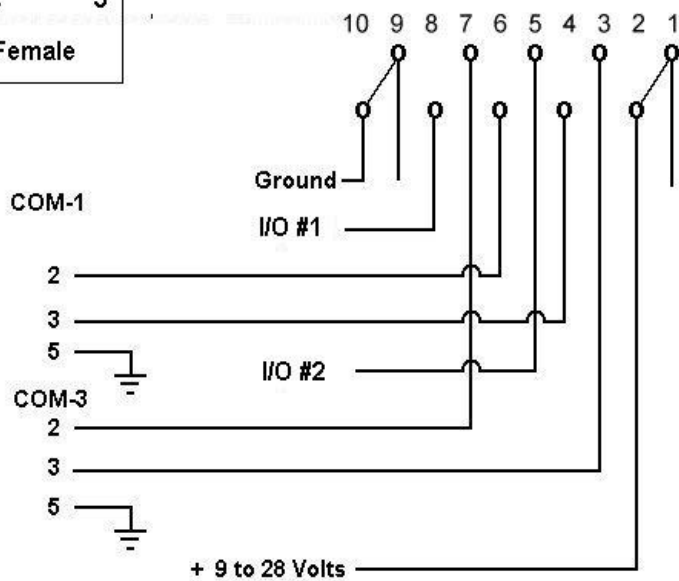
Looking into MDT-COM 2 socket



Programming Cable
RJ-45 to DB-9 Female



PCB view inside MDT



Looking into RJ-45
10 pin

CABLE HARNESS

- 16 AWG Red = 12V Power in
- 16 AWG Black = Supply ground
- 20 AWG Black x 2 = I/O grounds
- 20 AWG Red = I/O 1
- 20 AWG White = I/O 2
- Com-1 = DB-9M
- Com-3 = DB9M

GPS reg' mod' for Lassen

